




**RLB Dues of All ESCOM wise ABSTRACT of Demand, Collection and Balance for the Period of 1.04.2015 to 31.03.2016**

(Rs. In Crores)

Sl. No.	Name of the Company	Particulars	No. of Installations	Opening Balance as on 01.04.2015			Demand for the Period from 1.04.2015 to 31.03.2016			Total = OB + Demand			Collection for the Period from 1.04.2015 to 31.03.2016			Closing Balance as on March-2016		
				Principle	Interest	Total	Principle	Interest	Total	Principle	Interest	Total	Principle	Interest	Total	Principle	Interest	Total
A	B	C	D	E	F	G (E+F)	H	I	J (H+I)	K (E+F)	L (F+I)	M (K+L)	N	O	P (N+O)	Q (K-N)	R (L-O)	S (Q+R)
1	BESCOM	Water Supply	40992	0.00	0.00	0.00	153.14	101.36	254.50	153.14	101.36	254.50	38.78	37.85	76.63	114.36	63.51	177.87
		Street Light	24137	0.00	0.00	0.00	57.58	44.36	101.95	57.58	44.36	101.95	17.59	16.77	34.37	39.99	27.59	67.58
		<b>TOTAL</b>	<b>65129</b>	<b>0.00</b>	<b>0.00</b>	<b>0.00</b>	<b>210.72</b>	<b>145.72</b>	<b>356.44</b>	<b>210.72</b>	<b>145.72</b>	<b>356.44</b>	<b>56.37</b>	<b>54.62</b>	<b>110.99</b>	<b>154.35</b>	<b>91.10</b>	<b>245.45</b>
2	CESCOM	Water Supply	17887	271.53	82.89	354.42	50.96	34.02	84.98	322.50	116.91	439.40	30.42	20.76	51.18	292.08	96.15	388.22
		Street Light	11813	120.89	41.00	161.89	20.58	15.06	35.65	141.47	56.06	197.53	13.16	11.89	25.05	128.31	44.17	172.49
		<b>TOTAL</b>	<b>29700</b>	<b>392.42</b>	<b>123.89</b>	<b>516.31</b>	<b>71.55</b>	<b>49.08</b>	<b>120.63</b>	<b>463.97</b>	<b>172.97</b>	<b>636.93</b>	<b>43.58</b>	<b>32.65</b>	<b>76.23</b>	<b>420.39</b>	<b>140.32</b>	<b>560.71</b>
3	MESCOM	Water Supply	9510	114.90	66.27	181.17	50.79	15.40	66.19	165.68	81.67	247.36	33.62	18.16	51.79	132.06	63.51	195.57
		Street Light	8288	19.05	17.28	36.32	12.67	2.89	15.56	31.72	20.17	51.89	9.66	3.76	13.42	22.05	16.41	38.47
		<b>TOTAL</b>	<b>17798</b>	<b>133.94</b>	<b>83.55</b>	<b>217.49</b>	<b>63.46</b>	<b>18.29</b>	<b>81.75</b>	<b>197.40</b>	<b>101.84</b>	<b>299.24</b>	<b>43.28</b>	<b>21.92</b>	<b>65.20</b>	<b>154.12</b>	<b>79.92</b>	<b>234.04</b>
4	HESCOM	Water Supply	23338	277.47	81.74	359.22	100.16	32.69	132.84	377.63	114.43	492.06	76.05	32.19	108.24	301.58	82.24	383.82
		Street Light	10503	71.18	22.53	93.71	29.34	9.74	39.08	100.52	32.27	132.79	27.29	10.78	38.07	73.22	21.50	94.72
		<b>TOTAL</b>	<b>33841</b>	<b>348.65</b>	<b>104.27</b>	<b>452.93</b>	<b>129.49</b>	<b>42.43</b>	<b>171.93</b>	<b>478.15</b>	<b>146.71</b>	<b>624.85</b>	<b>103.34</b>	<b>42.97</b>	<b>146.32</b>	<b>374.80</b>	<b>103.73</b>	<b>478.54</b>
5	GESCOM	Water Supply	13836	0.00	0.00	0.00	61.87	7.17	69.04	61.87	7.17	69.04	45.31	7.64	52.95	16.56	-0.47	16.09
		Street Light	6810	0.00	0.00	0.00	74.66	11.73	86.39	74.66	11.73	86.39	40.36	7.51	47.87	34.30	4.22	38.52
		<b>TOTAL</b>	<b>20646</b>	<b>0.00</b>	<b>0.00</b>	<b>0.00</b>	<b>136.53</b>	<b>18.91</b>	<b>155.43</b>	<b>136.53</b>	<b>18.91</b>	<b>155.43</b>	<b>85.67</b>	<b>15.15</b>	<b>100.82</b>	<b>50.86</b>	<b>3.75</b>	<b>54.62</b>
<b>Water Supply</b>			<b>105563</b>	<b>663.90</b>	<b>230.90</b>	<b>894.81</b>	<b>416.91</b>	<b>190.64</b>	<b>607.55</b>	<b>1080.81</b>	<b>421.55</b>	<b>1502.36</b>	<b>224.18</b>	<b>116.61</b>	<b>340.78</b>	<b>856.64</b>	<b>304.94</b>	<b>1161.57</b>
<b>Street Light</b>			<b>61551</b>	<b>211.12</b>	<b>80.80</b>	<b>291.92</b>	<b>194.84</b>	<b>83.79</b>	<b>278.63</b>	<b>405.95</b>	<b>164.60</b>	<b>570.55</b>	<b>108.06</b>	<b>50.71</b>	<b>158.77</b>	<b>297.89</b>	<b>113.89</b>	<b>411.78</b>
<b>GRAND TOTAL</b>			<b>167114</b>	<b>875.02</b>	<b>311.71</b>	<b>1186.73</b>	<b>611.75</b>	<b>274.43</b>	<b>886.18</b>	<b>1486.77</b>	<b>586.14</b>	<b>2072.91</b>	<b>332.24</b>	<b>167.31</b>	<b>499.55</b>	<b>1154.53</b>	<b>418.83</b>	<b>1573.35</b>

  
**Chief General Manager (F&C).,**  
**BESCOM.**


  
**Director (Finance).,**  
**BESCOM.**


  
**Managing Director.,**  
**BESCOM.**


**RLB Dues of All ESCOM wise ABSTRACT of Demand, Collection and Balance for the Period of 1.04.2016 to 31.03.2017**

(Rs. In Crores)

Sl. No.	Name of the Company	Particulars	No. of Installations	Opening Balance as on 01.04.2016			Demand for the Period from 1.04.2016 to 31.03.2017			Total = OB + Demand			Collection for the Period from 1.04.2016 to 31.03.2017			Closing Balance as on March-2017		
				Principle	Interest	Total	Principle	Interest	Total	Principle	Interest	Total	Principle	Interest	Total	Principle	Interest	Total
A	B	C	D	E	F	G (E+F)	H	I	J (H+I)	K (E+F)	L (F+I)	M (K+L)	N	O	P (N+O)	Q (K-N)	R (L-O)	S (Q+R)
1	BESCOM	Water Supply	41722	114.45	63.55	178.00	184.23	105.75	289.98	298.69	169.30	467.98	68.55	74.52	143.08	230.13	94.78	324.91
		Street Light	24575	40.16	27.62	67.78	44.82	43.50	88.32	84.97	71.12	156.10	29.37	32.00	61.36	55.61	39.13	94.73
		<b>TOTAL</b>	<b>66297</b>	<b>154.61</b>	<b>91.17</b>	<b>245.78</b>	<b>229.05</b>	<b>149.25</b>	<b>378.30</b>	<b>383.66</b>	<b>240.42</b>	<b>624.08</b>	<b>97.92</b>	<b>106.52</b>	<b>204.44</b>	<b>285.74</b>	<b>133.90</b>	<b>419.64</b>
2	CESCOM	Water Supply	18487	292.08	96.15	388.22	86.47	37.38	123.85	378.54	133.53	512.07	322.49	115.59	438.08	56.05	17.94	73.99
		Street Light	11993	128.31	44.17	172.49	26.20	16.05	42.26	154.52	60.23	214.74	136.80	56.65	193.45	17.72	3.57	21.29
		<b>TOTAL</b>	<b>30480</b>	<b>420.39</b>	<b>140.32</b>	<b>560.71</b>	<b>112.67</b>	<b>53.44</b>	<b>166.10</b>	<b>533.06</b>	<b>193.75</b>	<b>726.81</b>	<b>459.29</b>	<b>172.25</b>	<b>631.53</b>	<b>73.77</b>	<b>21.51</b>	<b>95.28</b>
3	MESCOM	Water Supply	9510	132.06	63.51	195.57	51.93	19.01	70.94	183.99	82.52	266.51	44.11	14.91	59.02	139.88	67.62	207.49
		Street Light	8282	22.05	16.41	38.47	12.44	3.11	15.55	34.50	19.52	54.02	11.70	2.92	14.63	22.79	16.60	39.39
		<b>TOTAL</b>	<b>17792</b>	<b>154.12</b>	<b>79.92</b>	<b>234.04</b>	<b>64.37</b>	<b>22.12</b>	<b>86.49</b>	<b>218.48</b>	<b>102.04</b>	<b>320.53</b>	<b>55.81</b>	<b>17.83</b>	<b>73.64</b>	<b>162.67</b>	<b>84.21</b>	<b>246.88</b>
4	HESCOM	Water Supply	24703	301.58	82.24	383.82	123.22	36.24	159.46	424.79	118.48	543.28	104.13	35.83	139.96	320.67	82.65	403.32
		Street Light	10534	73.22	21.50	94.72	33.01	8.85	41.86	106.23	30.34	136.58	33.36	10.61	43.97	72.87	19.74	92.61
		<b>TOTAL</b>	<b>35237</b>	<b>374.80</b>	<b>103.73</b>	<b>478.54</b>	<b>156.22</b>	<b>45.09</b>	<b>201.32</b>	<b>531.03</b>	<b>148.83</b>	<b>679.85</b>	<b>137.49</b>	<b>46.44</b>	<b>183.93</b>	<b>393.54</b>	<b>102.38</b>	<b>495.92</b>
5	GESCOM	Water Supply	14419	16.56	-0.47	16.09	86.31	12.07	98.37	102.86	11.60	114.46	78.15	16.85	95.00	24.72	-5.25	19.47
		Street Light	6849	34.30	4.22	38.52	85.22	17.73	102.95	119.53	21.95	141.47	77.91	18.88	96.78	41.62	3.07	44.69
		<b>TOTAL</b>	<b>21268</b>	<b>50.86</b>	<b>3.75</b>	<b>54.62</b>	<b>171.53</b>	<b>29.80</b>	<b>201.32</b>	<b>222.39</b>	<b>33.55</b>	<b>255.94</b>	<b>156.05</b>	<b>35.73</b>	<b>191.78</b>	<b>66.34</b>	<b>-2.18</b>	<b>64.16</b>
<b>Water Supply</b>			<b>108841</b>	<b>856.73</b>	<b>304.97</b>	<b>1161.70</b>	<b>532.15</b>	<b>210.46</b>	<b>742.60</b>	<b>1388.88</b>	<b>515.43</b>	<b>1904.31</b>	<b>617.43</b>	<b>257.70</b>	<b>875.13</b>	<b>771.45</b>	<b>257.73</b>	<b>1029.18</b>
<b>Street Light</b>			<b>62233</b>	<b>298.06</b>	<b>113.92</b>	<b>411.98</b>	<b>201.69</b>	<b>89.24</b>	<b>290.93</b>	<b>499.74</b>	<b>203.16</b>	<b>702.91</b>	<b>289.13</b>	<b>121.06</b>	<b>410.19</b>	<b>210.61</b>	<b>82.10</b>	<b>292.71</b>
<b>GRAND TOTAL</b>			<b>171074</b>	<b>1154.79</b>	<b>418.90</b>	<b>1573.68</b>	<b>733.83</b>	<b>299.70</b>	<b>1033.53</b>	<b>1888.62</b>	<b>718.59</b>	<b>2607.21</b>	<b>906.56</b>	<b>378.76</b>	<b>1285.32</b>	<b>982.06</b>	<b>339.83</b>	<b>1321.89</b>

  
Chief General Manager (F&C).,  
BESCOM.


  
Director (Finance).,  
BESCOM.


  
Managing Director.,  
BESCOM.

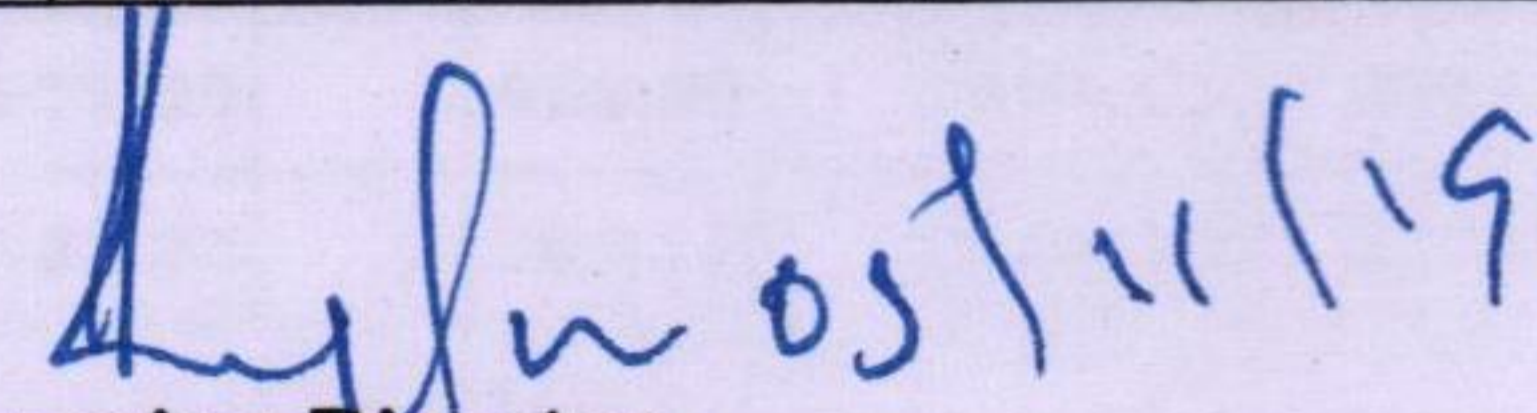
**RLB Dues of All ESCOM wise ABSTRACT of Demand, Collection and Balance for the Period of 1.04.2017 to 31.03.2018**

(Rs. In Lakhs)

Sl. No.	Name of the Company	Particulars	No. of Installations	Opening Balance as on 01.04.2017			Demand for the Period from 1.04.2017 to 31.03.2018			Total = OB + Demand			Collection for the Period from 1.04.2017 to 31.03.2018			Closing Balance as on March-2018		
				Principle	Interest	Total	Principle	Interest	Total	Principle	Interest	Total	Principle	Interest	Total	Principle	Interest	Total
A	B	C	D	E	F	G (E+F)	H	I	J (H+I)	K (E+F)	L (F+I)	M (K+L)	N	O	P (N+O)	Q (K-N)	R (L-O)	S (Q+R)
1	BESCOM	Water Supply	44328	229.79	94.88	324.67	316.62	124.85	441.47	546.41	219.73	766.14	123.41	47.10	170.51	423.00	172.64	595.63
		Street Light	24510	55.67	39.12	94.79	68.71	48.61	117.32	124.38	87.73	212.12	45.69	25.51	71.20	78.69	62.23	140.92
		<b>TOTAL</b>	<b>68838</b>	<b>285.46</b>	<b>134.01</b>	<b>419.47</b>	<b>385.33</b>	<b>173.46</b>	<b>558.79</b>	<b>670.79</b>	<b>307.47</b>	<b>978.26</b>	<b>169.10</b>	<b>72.61</b>	<b>241.71</b>	<b>501.69</b>	<b>234.86</b>	<b>736.55</b>
2	CESCOM	Water Supply	18589	56.05	17.94	73.99	97.87	12.83	110.70	153.93	30.76	184.69	70.40	66.17	136.57	83.53	-35.41	48.12
		Street Light	11924	17.72	3.57	21.29	32.29	4.37	36.67	50.01	7.95	57.96	21.32	28.05	49.37	28.69	-20.10	8.59
		<b>TOTAL</b>	<b>30513</b>	<b>73.77</b>	<b>21.51</b>	<b>95.28</b>	<b>130.17</b>	<b>17.20</b>	<b>147.37</b>	<b>203.94</b>	<b>38.71</b>	<b>242.65</b>	<b>91.72</b>	<b>94.22</b>	<b>185.93</b>	<b>112.22</b>	<b>-55.51</b>	<b>56.71</b>
3	MESCOM	Water Supply	9510	139.88	67.62	207.49	65.65	10.59	76.23	205.52	78.20	283.72	163.69	72.40	236.09	41.83	5.80	47.63
		Street Light	8282	22.79	16.60	39.39	13.65	0.72	14.37	36.45	17.32	53.76	28.70	18.26	46.97	7.74	-0.94	6.80
		<b>TOTAL</b>	<b>17792</b>	<b>162.67</b>	<b>84.21</b>	<b>246.88</b>	<b>79.30</b>	<b>11.31</b>	<b>90.61</b>	<b>241.97</b>	<b>95.52</b>	<b>337.49</b>	<b>192.40</b>	<b>90.66</b>	<b>283.06</b>	<b>49.57</b>	<b>4.86</b>	<b>54.43</b>
4	HESCOM	Water Supply	24703	320.67	82.65	403.32	135.18	56.07	191.24	455.85	138.71	594.56	76.72	24.83	101.55	379.12	113.88	493.01
		Street Light	10534	72.87	19.74	92.61	39.26	14.37	53.63	112.13	34.10	146.24	21.72	5.99	27.71	90.41	28.11	118.52
		<b>TOTAL</b>	<b>35237</b>	<b>393.54</b>	<b>102.38</b>	<b>495.92</b>	<b>174.44</b>	<b>70.43</b>	<b>244.87</b>	<b>567.98</b>	<b>172.82</b>	<b>740.80</b>	<b>98.44</b>	<b>30.82</b>	<b>129.27</b>	<b>469.53</b>	<b>141.99</b>	<b>611.53</b>
5	GESCOM	Water Supply	15329	24.72	-5.25	19.47	114.02	20.44	134.46	138.74	15.19	153.93	54.19	14.01	68.20	84.54	1.18	85.72
		Street Light	6878	41.62	3.07	44.69	98.02	21.97	119.99	139.64	25.04	164.68	50.63	13.51	64.14	89.00	11.53	100.54
		<b>TOTAL</b>	<b>22207</b>	<b>66.34</b>	<b>-2.18</b>	<b>64.16</b>	<b>212.04</b>	<b>42.41</b>	<b>254.45</b>	<b>278.37</b>	<b>40.23</b>	<b>318.60</b>	<b>104.83</b>	<b>27.52</b>	<b>132.34</b>	<b>173.55</b>	<b>12.71</b>	<b>186.26</b>
<b>Water Supply</b>			<b>112459</b>	<b>771.10</b>	<b>257.84</b>	<b>1028.94</b>	<b>729.34</b>	<b>224.76</b>	<b>954.11</b>	<b>1500.45</b>	<b>482.60</b>	<b>1983.05</b>	<b>488.42</b>	<b>224.51</b>	<b>712.93</b>	<b>1012.03</b>	<b>258.09</b>	<b>1270.12</b>
<b>Street Light</b>			<b>62128</b>	<b>210.68</b>	<b>82.10</b>	<b>292.77</b>	<b>251.93</b>	<b>90.04</b>	<b>341.98</b>	<b>462.61</b>	<b>172.14</b>	<b>634.75</b>	<b>168.07</b>	<b>91.31</b>	<b>259.39</b>	<b>294.54</b>	<b>80.83</b>	<b>375.36</b>
<b>GRAND TOTAL</b>			<b>174587</b>	<b>981.78</b>	<b>339.93</b>	<b>1321.71</b>	<b>981.28</b>	<b>314.81</b>	<b>1296.08</b>	<b>1963.05</b>	<b>654.74</b>	<b>2617.80</b>	<b>656.49</b>	<b>315.82</b>	<b>972.31</b>	<b>1306.56</b>	<b>338.92</b>	<b>1645.48</b>

  
Chief General Manager (F&C).,  
BESCOM.

  
Director (Finance).,  
BESCOM.

  
Managing Director.,  
BESCOM.